


Q1 My child attends the following school: (Please complete a survey for each child)

Answered: 107 Skipped: 0

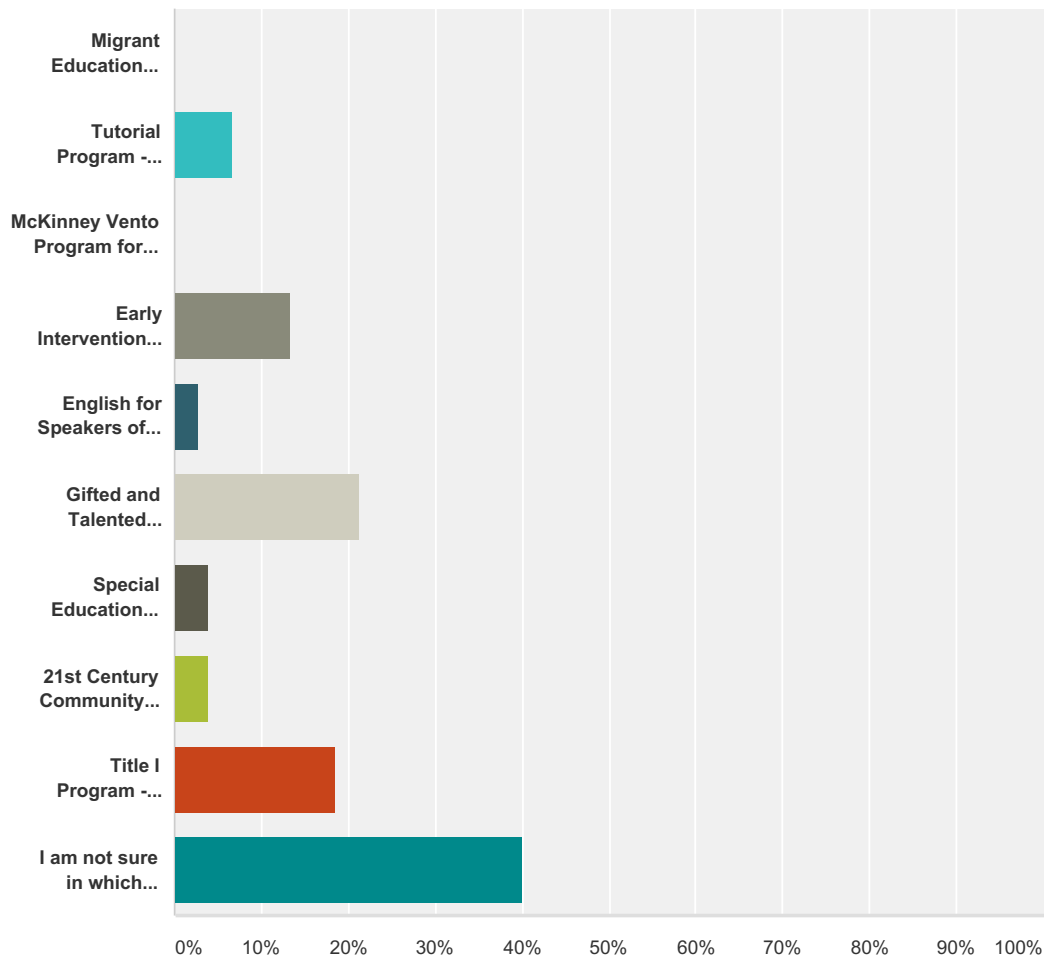


Answer Choices	Responses
----------------	-----------

Atha Road Elementary	0.00%	0
Bay Creek Elementary	0.00%	0
Harmony Elementary	0.00%	0
Loganville Elementary	0.00%	0
Monroe Elementary	0.00%	0
Sharon Elementary	0.00%	0
Walker Park Elementary	100.00%	107
Walnut Grove Elementary	0.00%	0
Youth Elementary	0.00%	0
Carver Middle School	0.00%	0
Loganville Middle School	0.00%	0
Youth Middle School	0.00%	0
Loganville High School	0.00%	0
Monroe Area High School	0.00%	0
Walnut Grove High School	0.00%	0
Community/Partner in Education/School Council Representative	0.00%	0
Total		107

Q2 Which of the following programs serves your child? (Check all that apply):

Answered: 75 Skipped: 32

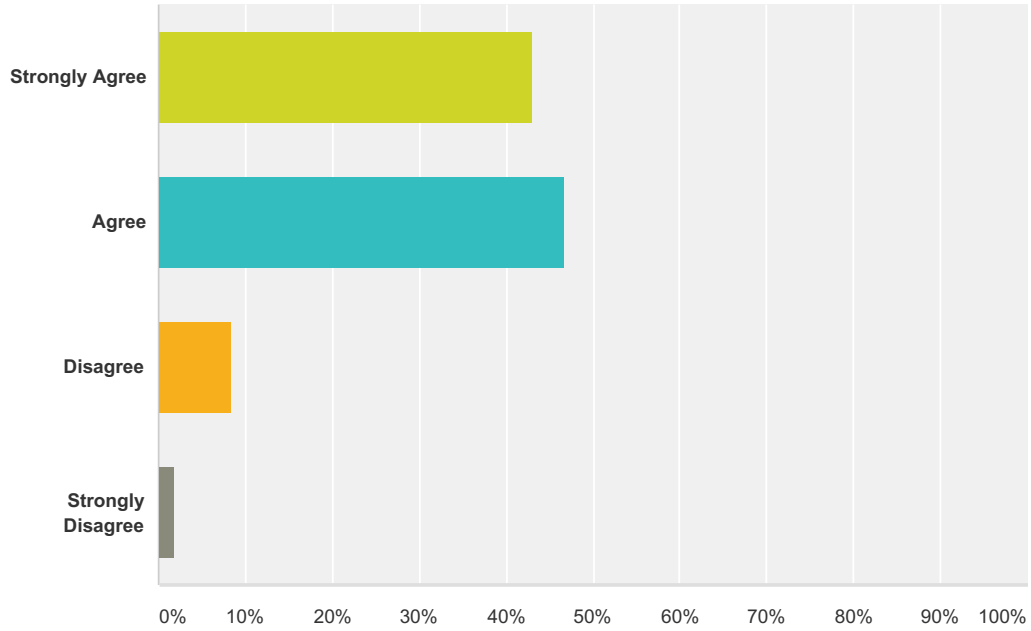


Answer Choices	Responses
Migrant Education Program	0.00% 0
Tutorial Program - (after school, during school or Saturday school)	6.67% 5
McKinney Vento Program for Homeless Children and Youth	0.00% 0
Early Intervention Program (EIP) - Elem. Schools	13.33% 10
English for Speakers of Other Languages (ESOL) Program	2.67% 2
Gifted and Talented Program	21.33% 16
Special Education Program	4.00% 3
21st Century Community Learning Centers (CCLC) / LEAP	4.00% 3
Title I Program - Services provided by a Title I Schools	18.67% 14
I am not sure in which programs my child participates.	40.00% 30

Total Respondents: 75

Q3 My child's teacher(s) adequately address my child's specific individualized learning needs.

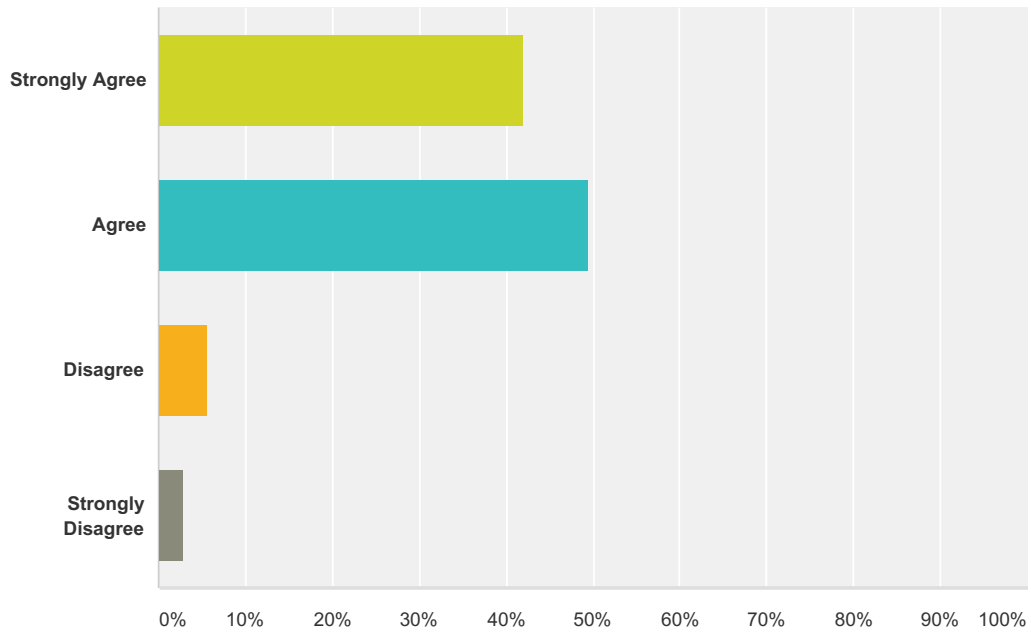
Answered: 107 Skipped: 0



Answer Choices	Responses	
Strongly Agree	42.99%	46
Agree	46.73%	50
Disagree	8.41%	9
Strongly Disagree	1.87%	2
Total		107

Q4 I am satisfied with the services and support provided by the school to help my child academically.

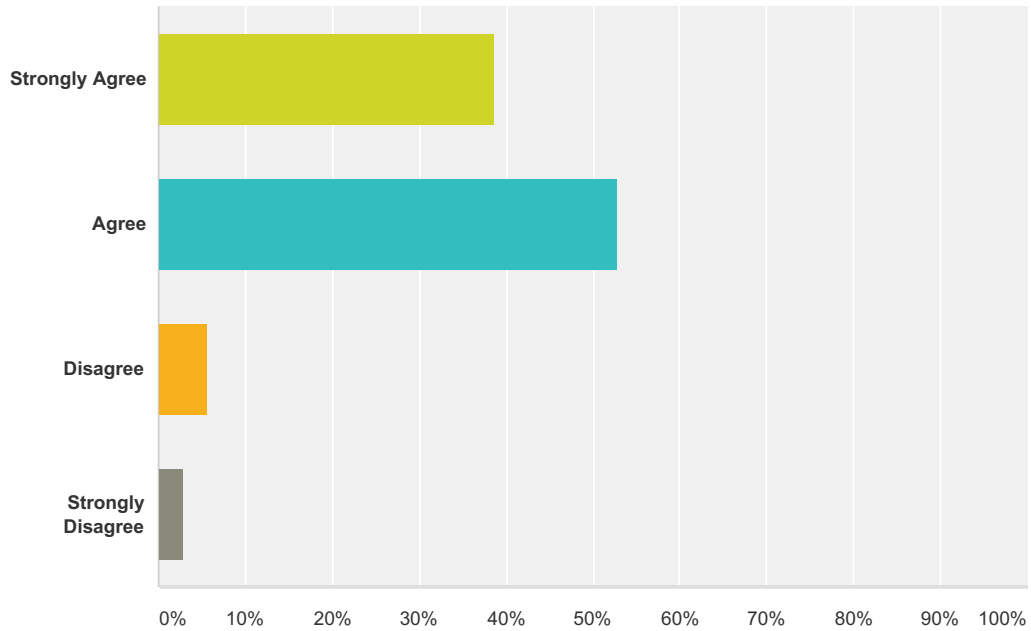
Answered: 105 Skipped: 2



Answer Choices	Responses	
Strongly Agree	41.90%	44
Agree	49.52%	52
Disagree	5.71%	6
Strongly Disagree	2.86%	3
Total		105

Q5 Teachers regularly inform me about my child's academic progress in English Language Arts, Math, Science, and Social Studies.

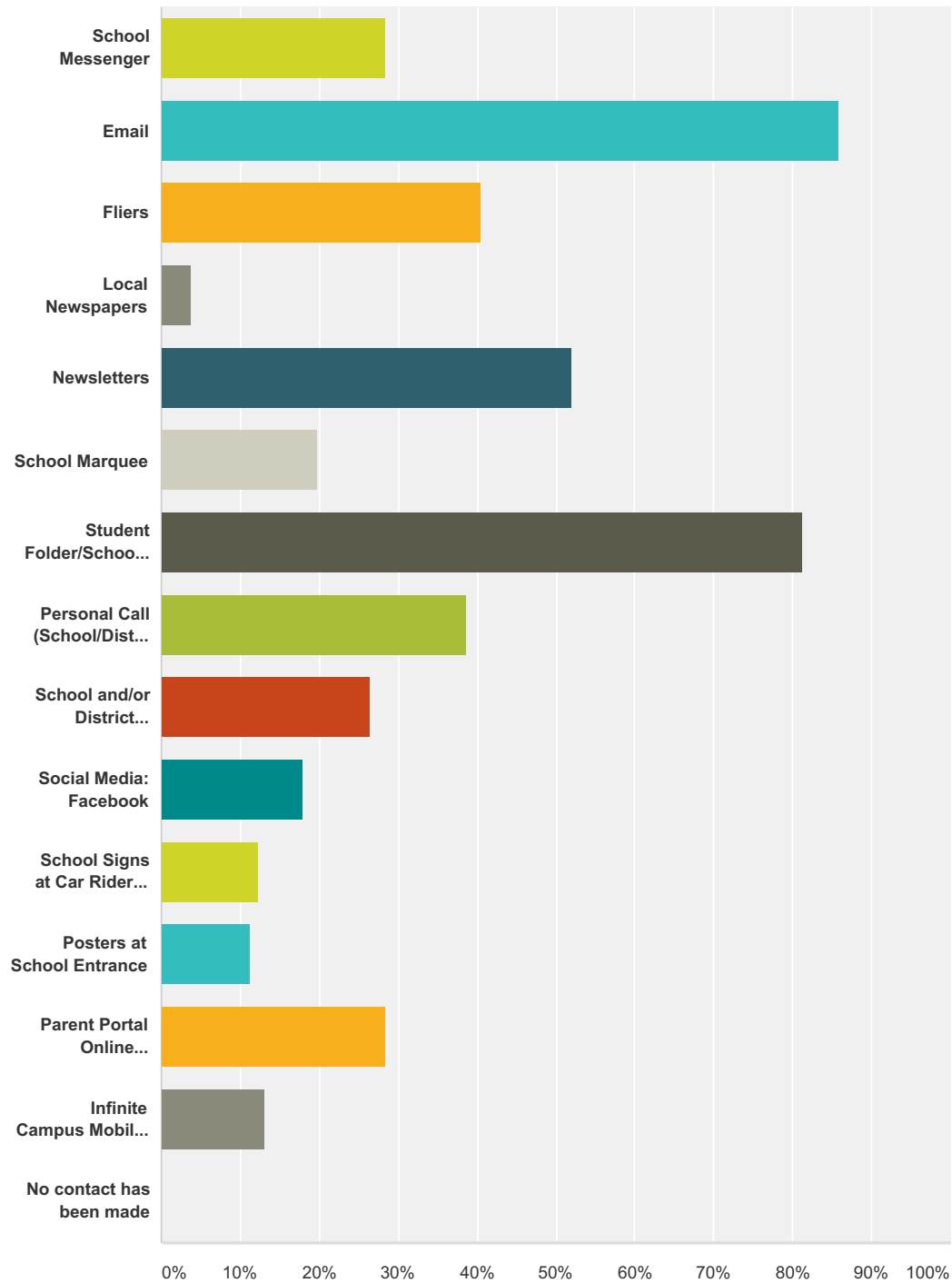
Answered: 106 Skipped: 1



Answer Choices	Responses	
Strongly Agree	38.68%	41
Agree	52.83%	56
Disagree	5.66%	6
Strongly Disagree	2.83%	3
Total		106

Q6 I have received information from my school in the following ways: (Check all that apply):

Answered: 106 Skipped: 1

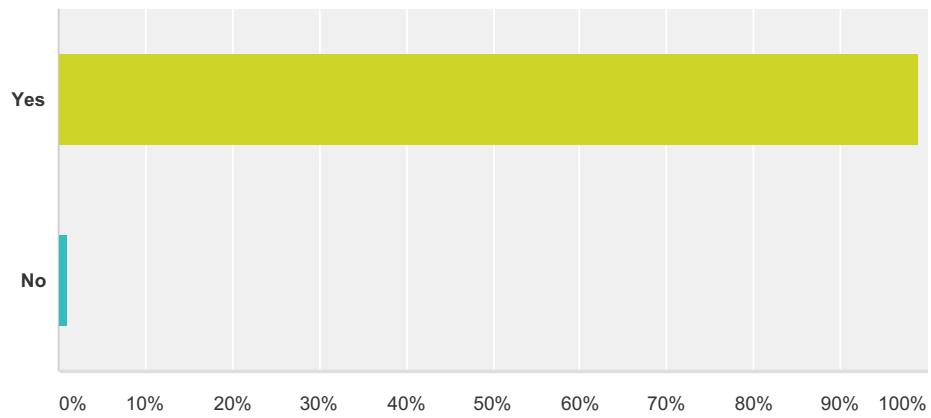


Answer Choices	Responses
School Messenger	28.30% 30

Email	85.85%	91
Fliers	40.57%	43
Local Newspapers	3.77%	4
Newsletters	51.89%	55
School Marquee	19.81%	21
Student Folder/School Agenda	81.13%	86
Personal Call (School/District Staff)	38.68%	41
School and/or District Website	26.42%	28
Social Media: Facebook	17.92%	19
School Signs at Car Rider Line	12.26%	13
Posters at School Entrance	11.32%	12
Parent Portal Online (Infinite Campus)	28.30%	30
Infinite Campus Mobile Portal App	13.21%	14
No contact has been made	0.00%	0
Total Respondents: 106		

Q7 Is English the best language for schools to communicate with you?

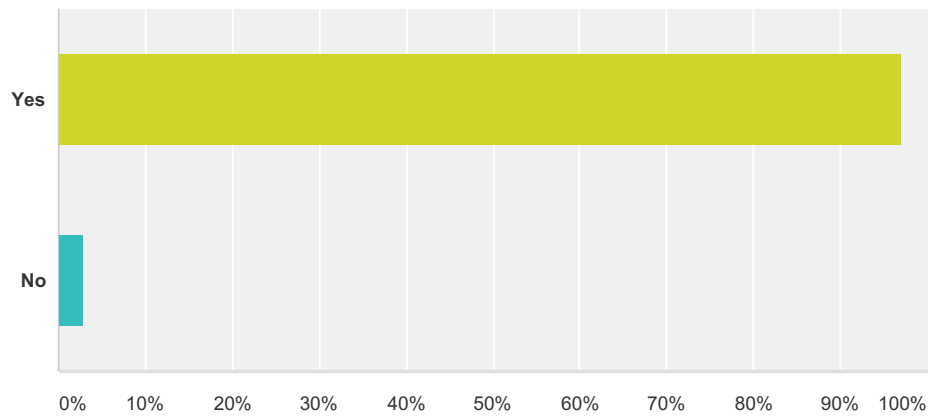
Answered: 105 Skipped: 2



Answer Choices	Responses
Yes	99.05% 104
No	0.95% 1
Total	105

Q8 Do you understand your child's report cards, progress reports, and test scores?

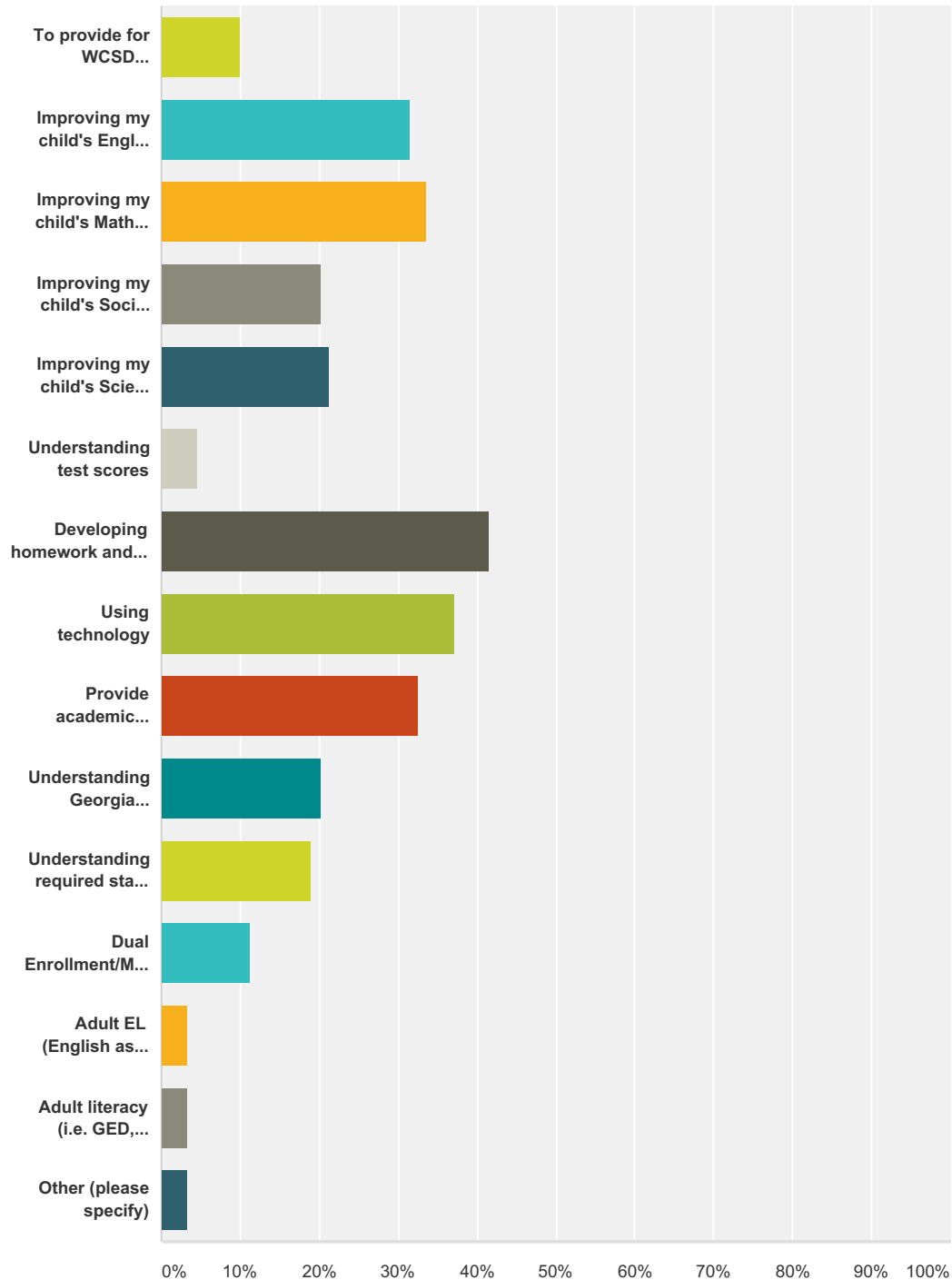
Answered: 103 Skipped: 4



Answer Choices	Responses
Yes	97.09% 100
No	2.91% 3
Total	103

Q9 I would like parent engagement funds (if available) to be used to provide the following trainings/programs at my child's school. (Check all that apply):

Answered: 89 Skipped: 18

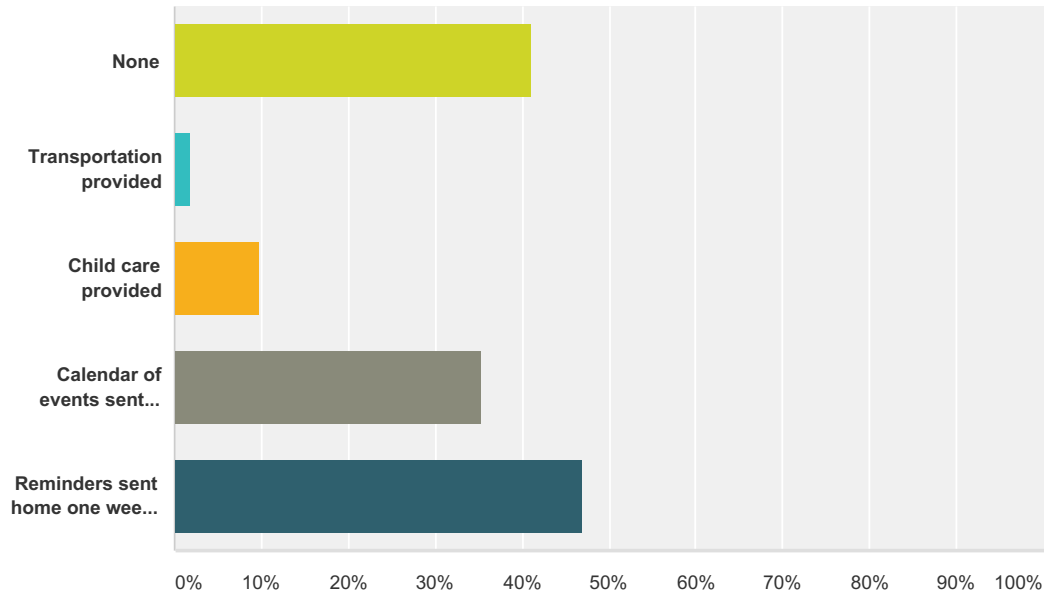


Answer Choices	Responses
To provide for WCSD Parent:Family Engagement Coordinator	10.11% 9

Improving my child's English Language Arts skills	31.46%	28
Improving my child's Math skills	33.71%	30
Improving my child's Social Studies skills	20.22%	18
Improving my child's Science skills	21.35%	19
Understanding test scores	4.49%	4
Developing homework and study habits	41.57%	37
Using technology	37.08%	33
Provide academic materials for parents to use with their student in the home	32.58%	29
Understanding Georgia Standards of Excellence (English Language Arts, Math, Science and Social Studies)	20.22%	18
Understanding required state assessments (GA Milestones, End of Grade and End of Course assessments)	19.10%	17
Dual Enrollment/Move On When Ready	11.24%	10
Adult EL (English as Second Language)	3.37%	3
Adult literacy (i.e. GED, beginning reading, math, etc.)	3.37%	3
Other (please specify)	3.37%	3
Total Respondents: 89		

Q10 I will need the following assistance for me to participate in school events and Title I Program sponsored activities.(Check all that apply):

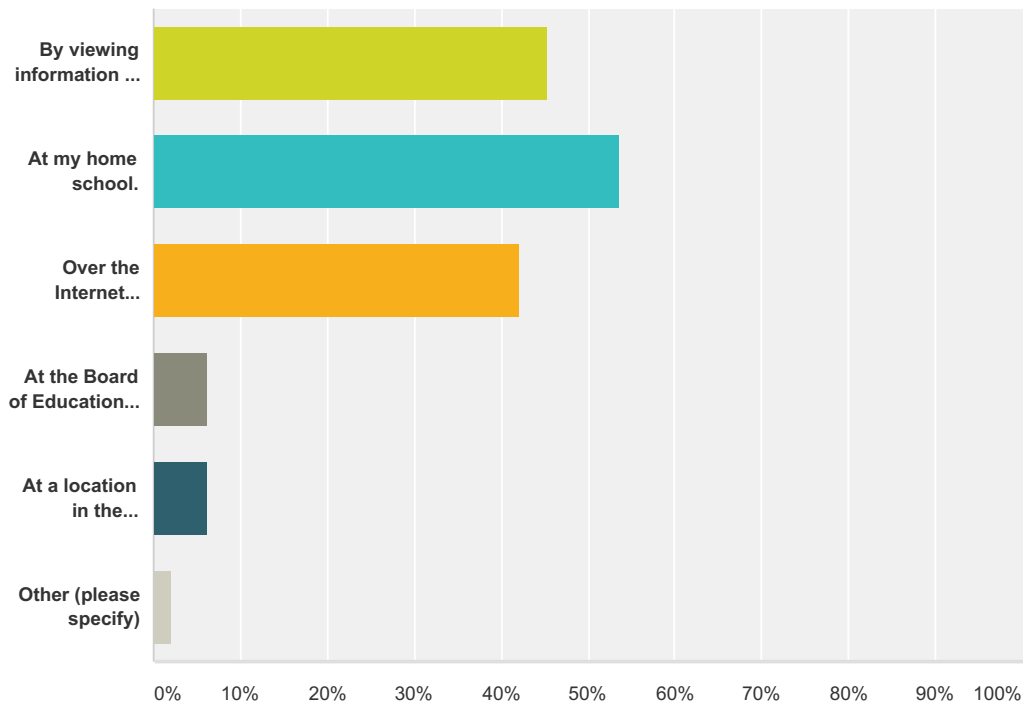
Answered: 102 Skipped: 5



Answer Choices	Responses
None	41.18% 42
Transportation provided	1.96% 2
Child care provided	9.80% 10
Calendar of events sent home regularly	35.29% 36
Reminders sent home one week before the event	47.06% 48
Total Respondents: 102	

Q11 I prefer to attend parent trainings: (Check all that apply):

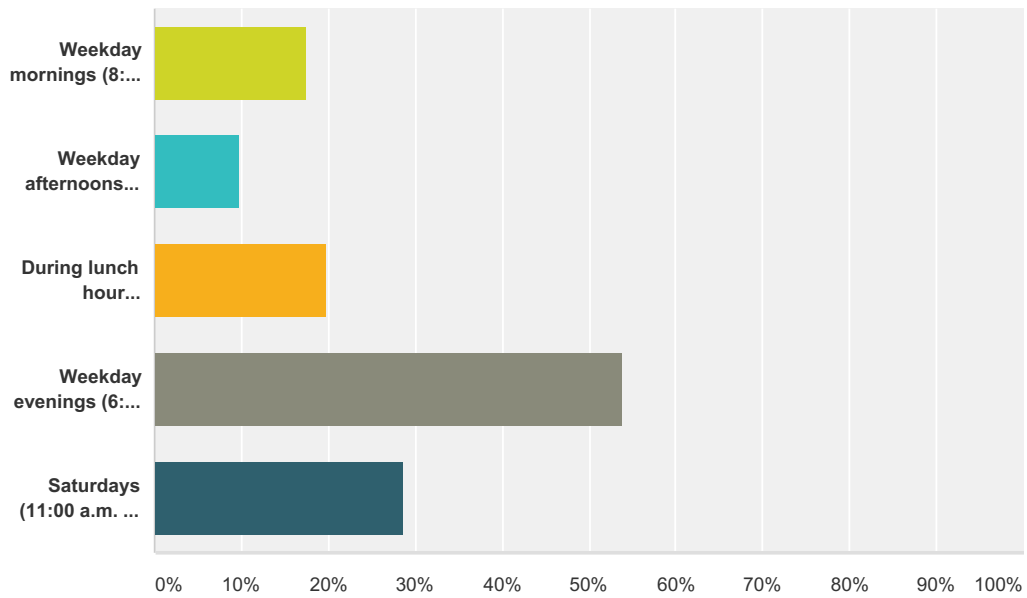
Answered: 95 Skipped: 12



Answer Choices	Responses
By viewing information on the district website.	45.26% 43
At my home school.	53.68% 51
Over the Internet (streaming/video)	42.11% 40
At the Board of Education training rooms.	6.32% 6
At a location in the community (church, community center, etc.)	6.32% 6
Other (please specify)	2.11% 2
Total Respondents: 95	

Q12 I prefer to attend parent trainings at these times: (Check all that apply):

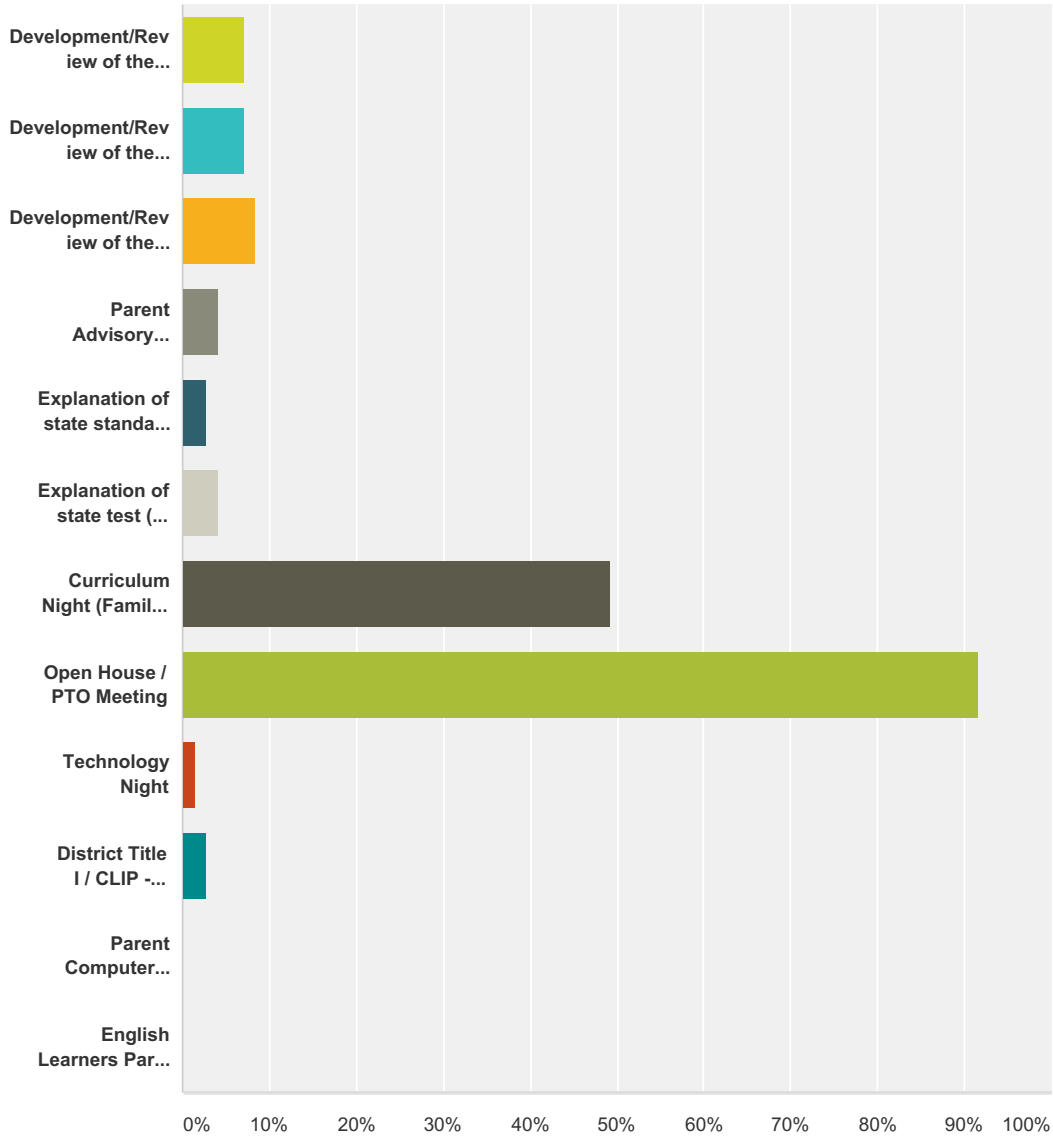
Answered: 91 Skipped: 16



Answer Choices	Responses
Weekday mornings (8:00 a.m. to 12:00 p.m.)	17.58% 16
Weekday afternoons (1:00 p.m. to 4:00 p.m.)	9.89% 9
During lunch hour (Lunch-N-Learn with your child)	19.78% 18
Weekday evenings (6:00 p.m. to 9:00 p.m.)	53.85% 49
Saturdays (11:00 a.m. to 2:00 p.m.)	28.57% 26
Total Respondents: 91	

Q13 I participated in and/or attended the following school activities this year. (Check all that apply):

Answered: 71 Skipped: 36

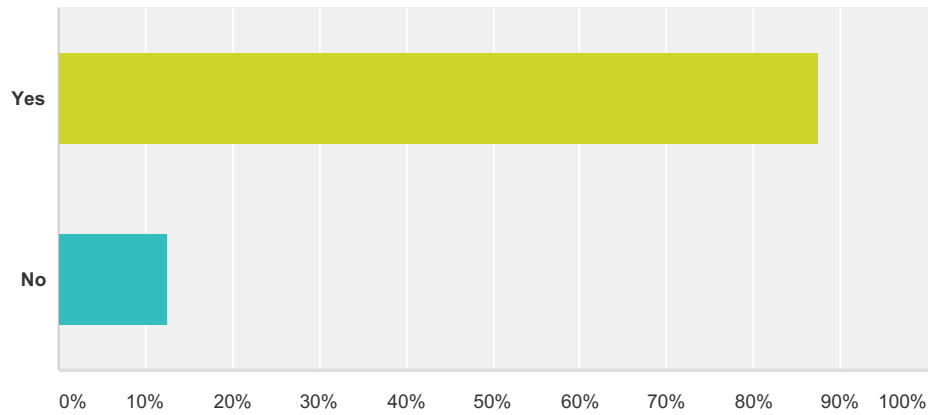


Answer Choices	Responses
Development/Review of the Parental Involvement Plan	7.04% 5
Development/Review of the School Parent Compact	7.04% 5
Development/Review of the Title I Program Plan/Evaluation and School Improvement Plan	8.45% 6
Parent Advisory Committees/Councils/School Governance Team	4.23% 3
Explanation of state standards and school curriculum (GA Standards of Excellence)	2.82% 2
Explanation of state test (GA Milestones, End of Grade, End of Course Test, ACCESS Test, GKIDS)	4.23% 3

Curriculum Night (Family Reading / Math Night, Science or Social Studies)	49.30%	35
Open House / PTO Meeting	91.55%	65
Technology Night	1.41%	1
District Title I / CLIP - Comprehensive LEA (District) Implementation Planning Meeting (CLIP)	2.82%	2
Parent Computer Classes/Workshops	0.00%	0
English Learners Parent Orientation	0.00%	0
Total Respondents: 71		

Q14 Do you think that all children in your child's school have the same opportunity to learn and succeed?

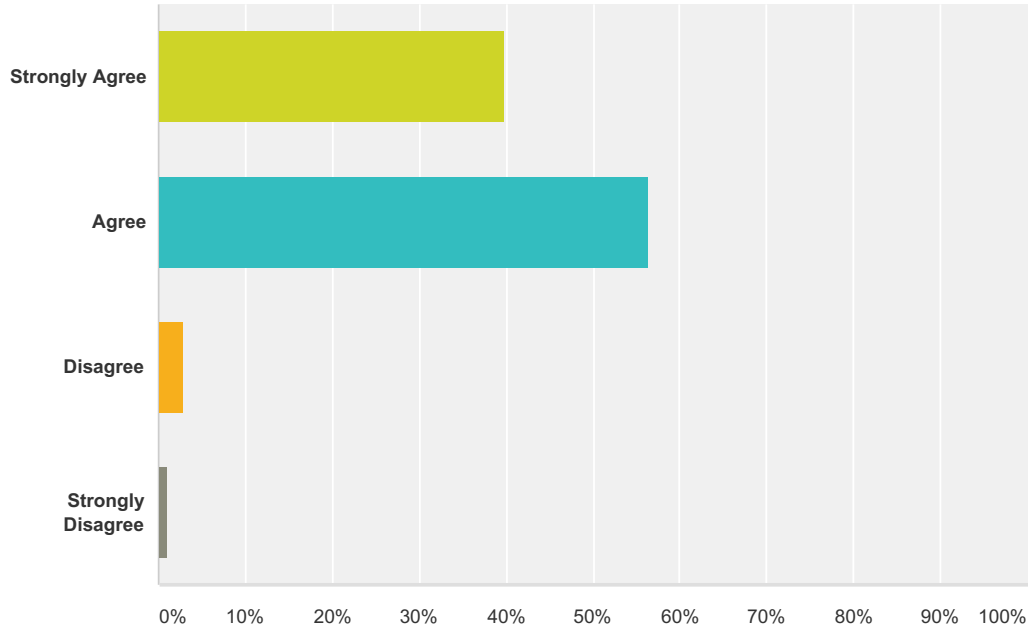
Answered: 103 Skipped: 4



Answer Choices	Responses
Yes	87.38% 90
No	12.62% 13
Total	103

Q15 Walton County School System provides every student equal access to experienced, highly qualified (certified in the area in which they are teaching) teachers.

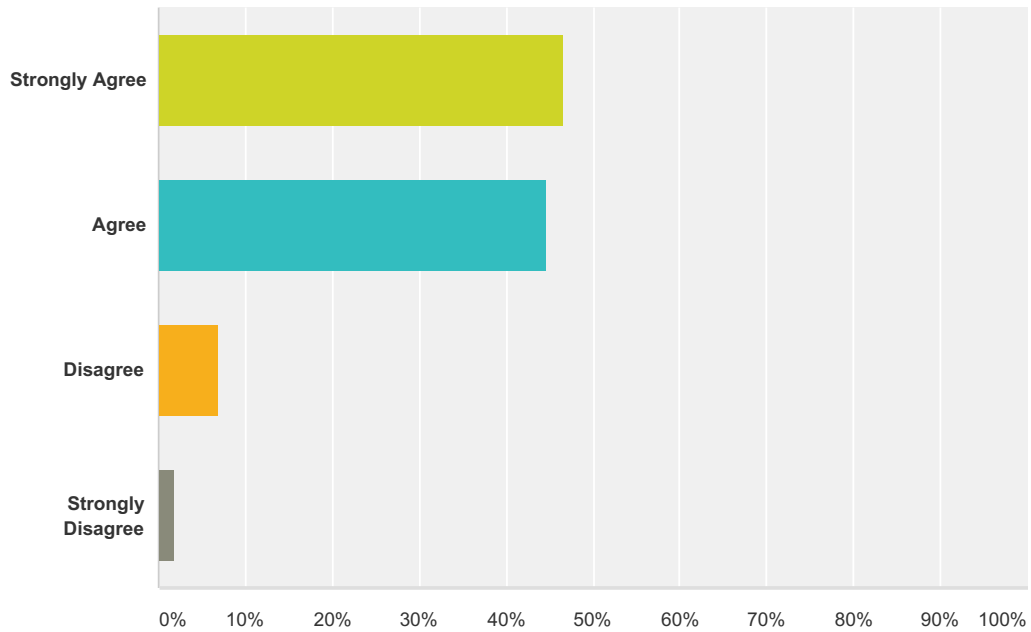
Answered: 103 Skipped: 4



Answer Choices	Responses
Strongly Agree	39.81% 41
Agree	56.31% 58
Disagree	2.91% 3
Strongly Disagree	0.97% 1
Total	103

Q16 The staff at my child's school is responsive and helpful when we discuss my child's academic progress.

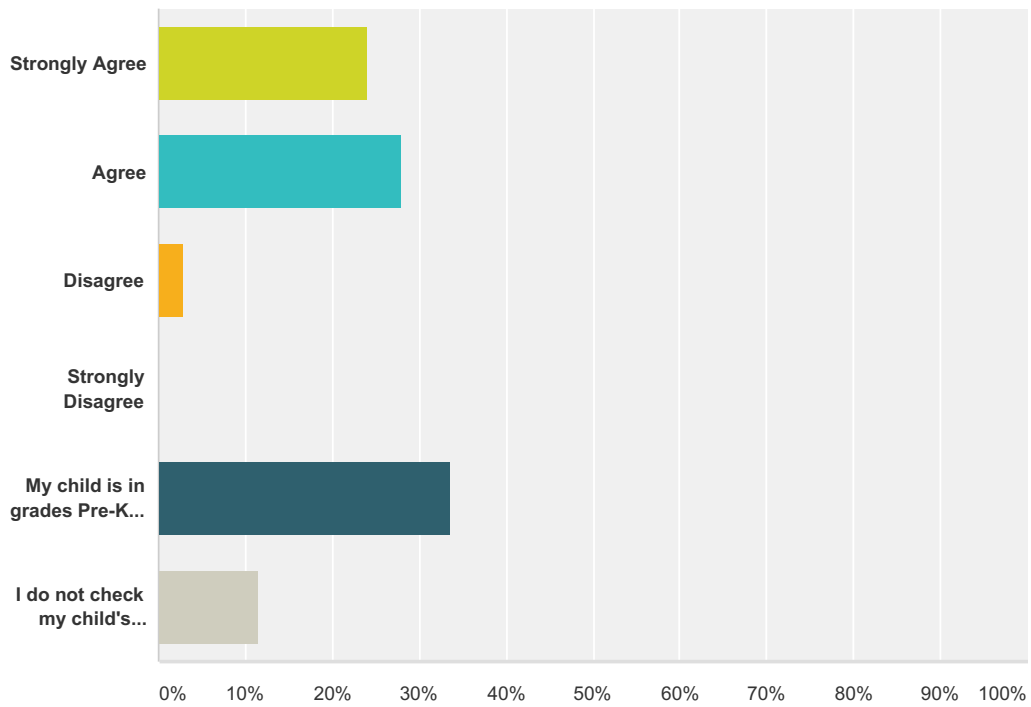
Answered: 103 Skipped: 4



Answer Choices	Responses	
Strongly Agree	46.60%	48
Agree	44.66%	46
Disagree	6.80%	7
Strongly Disagree	1.94%	2
Total		103

Q17 My child's teachers regularly update grades in the parent portal.

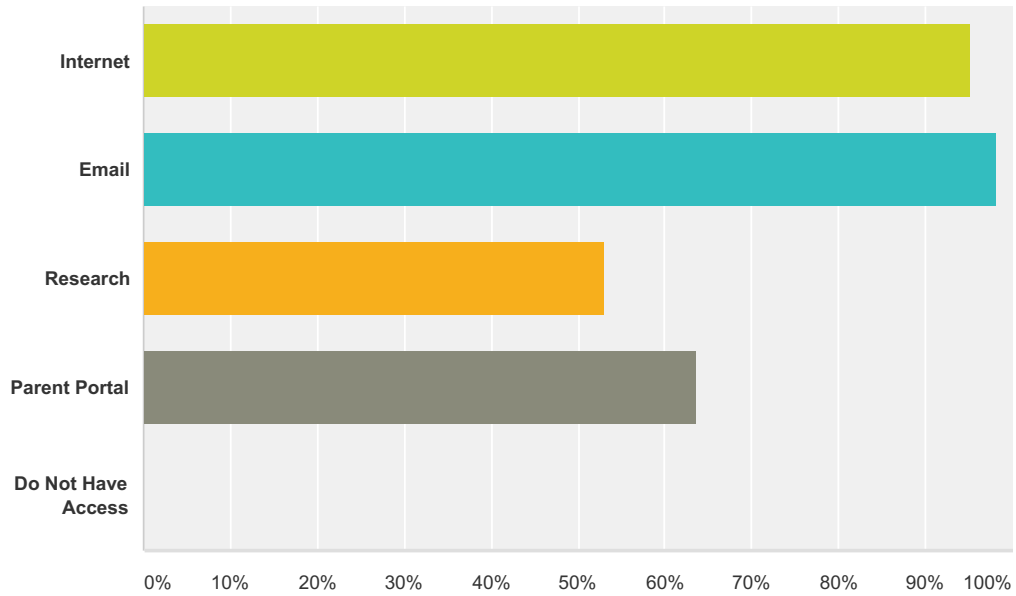
Answered: 104 Skipped: 3



Answer Choices	Responses
Strongly Agree	24.04% 25
Agree	27.88% 29
Disagree	2.88% 3
Strongly Disagree	0.00% 0
My child is in grades Pre-K - 3.	33.65% 35
I do not check my child's grades electronically (online or using an app).	11.54% 12
Total	104

Q18 I have access to devices (phone, computer, eReader, iPad, Kindle, etc.) to make use of the following (Check all that apply):

Answered: 102 Skipped: 5



Answer Choices	Responses
Internet	95.10% 97
Email	98.04% 100
Research	52.94% 54
Parent Portal	63.73% 65
Do Not Have Access	0.00% 0
Total Respondents: 102	

Q19 OPTIONAL: What would you most like to see improved within the Walton County School System?

Answered: 31 Skipped: 76

Q20 Optional: Please share your contact information.

Answered: 35 Skipped: 72

Answer Choices	Responses	
Name:	100.00%	35
Phone Number:	97.14%	34
Email Address	88.57%	31